

INSTRUCTIONS FOR INSTALLATION AND MAINTENANCE

Warnings


These instructions must be read and understood before installation and maintenance of the valve.

**WARNING! FAILURE TO FOLLOW THESE INSTRUCTIONS CORRECTLY COULD RESULT IN DANGER!
NON-OBSERVANCE OF THESE WARNINGS WILL ALSO AFFECT THE PROPER FUNCTIONING OF THE
PRODUCT.**

The manufacturer declines all responsibility for damages due to improper use of the product.

Installation

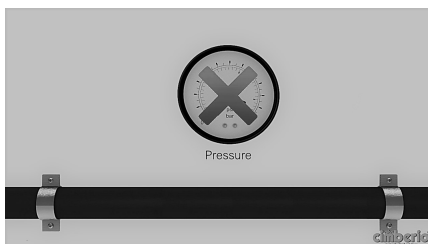
- The device must be installed, commissioned and maintained by qualified technical personnel in accordance with national regulations and/or local requirements.
- If the device is not installed, commissioned and maintained correctly according to the instructions in this manual, then it may not function properly and put the user in danger.
 - Clean the piping from debris, rust, scale, lime scale, welding slag and other contaminants.
 - The hydraulic circuit must be clean. Ensure that all connecting fittings are hydraulically sealed.
 - When making the hydraulic connections, take care not to mechanically over-tighten the threads and/or fittings in general. Over time, breakages with hydraulic leaks may occur, causing damage to property and/or persons.
 - Water temperatures above 50°C can cause serious burns. During installation, commissioning and maintenance of the device, take the necessary precautions to ensure that these temperatures do not endanger people.
 - In case of very hard water or water rich in impurities, there must be provision for adequate filtration and treatment of the water before it enters the device, according to the technical standards. Otherwise it may be damaged and not work properly.
 - For optimal operation, there must be no air in the installation circuit.
 - It is forbidden to use the device differently from its intended use.
 - Any combination between the device and other components of the system must be made taking into account the operating characteristics of both. Any incorrect combination could affect the operation of the device and/or the system.
 - The product must be used within the limits of the pressure/temperature diagram.
 - If the product is used with fluids other than water, contact the manufacturer for compatibility.
 - Check that the design flow rate is within the operating range of the valve.
 - Observe the flow direction with the direction of the arrow printed on the valve body.
 - Distribute the sealing material only on the thread of the pipeline and not on the thread of the valve.
 - Use a fixed wrench and not a pipe turner for mounting, applying the torque only to the valve sleeve closest to the pipe. This promotes a firmer grip and prevents damage to the valve body. In order to prevent any deformation or damage to functional parts, do not place the valve in a clamp when assembling on a bench, but instead lock the pipe and screw the valve onto it.
 - The length of the pipe thread must not exceed the useable thread of the valve.
 - Before installation, check the correct functioning of the product.
 - It is not permitted to disassemble components of the product unless specifically indicated in these instructions.




Never use ball valves to regulate flow, but only to intercept fluids to avoid damages to gaskets.



Fully operate the valve at least once every 3 months to prevent limestone deposits which would upset smooth running; tighten the gland screw.



ATTENTION: Before having any valve serviced, make sure the system is not running or being pressurised. Water temperatures above 50 ° C can cause severe burns. During installation, commissioning and maintenance of the device, take the necessary precautions so that these temperatures do not cause danger to people.



When leaking from the stem, remove the handle by unscrewing the nut and fasten the gland screw. If leaking continues, take off the gland screw and check the PTFE stem gaskets.



WARRANTY: All Cimberio products are guaranteed for five years when correctly used in accordance with technical data provided by Cimberio.

Cimberio reserves the right to make changes and improvements to the products without prior notice.